

# SIMPLIFY YOUR RECYCLING

## 5 EASY STEPS TO GET STARTED:

Grab Two Containers

STEP 1:

Grab two recycling containers from the recycling bin. One will be used for recycling and the other will be used for trash.

Label Both Containers

STEP 2:

Label both containers with the recycling symbol. This will help you and others identify the containers. Also, label the containers with the name of the material you are recycling. For example, "Paper" or "Plastic".

Start Recycling

STEP 3:

Put your recycling materials in the recycling container. Do not put anything else in the recycling container. Only put materials that are accepted in your recycling program.

Better Together






STEP 4:

Put your trash in the trash container. Do not put anything else in the trash container. Only put materials that are accepted in your trash program.

Keep It Up

STEP 5:

Keep recycling. Recycling is a continuous process. Keep recycling every time you have recycling materials. This will help you and others keep recycling.



Visit [wm.com/recycleright](http://wm.com/recycleright) or Waste Management's YouTube channel.

